

VISEME CHEAT SHEET



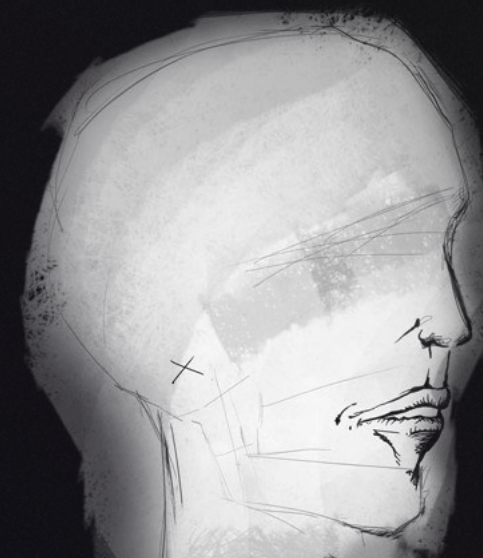
- SILENCE 4



AH SUN 4
Lips Rel-Narrow Opening



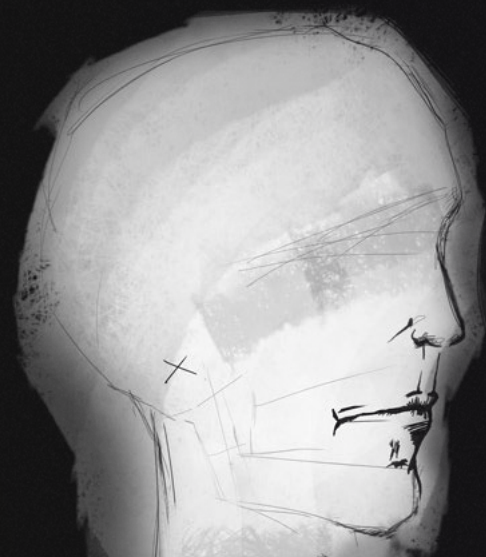
D DAY 4
Tongue Up or Down



F FOR 7
Lip to Teeth



G GO 10
Tongue Back



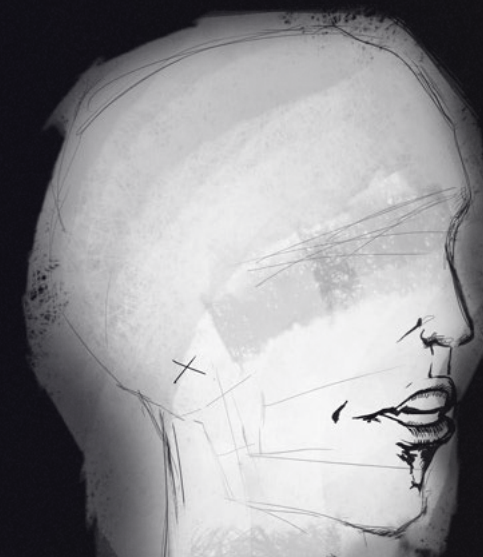
M MAN 7
Lips Together



O GO 4
Lips Puckered



S SUN 7
Teeth Together



SH SHOW 10
Lips Forward



TH THANKS 10
Tongue Between Teeth

Depending on your project, you might want a different level of detail and illustration effort. *Lipsyncr* provides a selection of three viseme counts: **4** (*Lowest Quality*) - **7** (*Medium Quality*) - **10** (*Highest Quality*). Just select your desired number and see which images go into your composition. The quality is accumulative, eg. if you chose 7, you would need illustrations for 4, plus the ones in 7.