




# Crazy Shapes - AEsScripts - Installation Guide

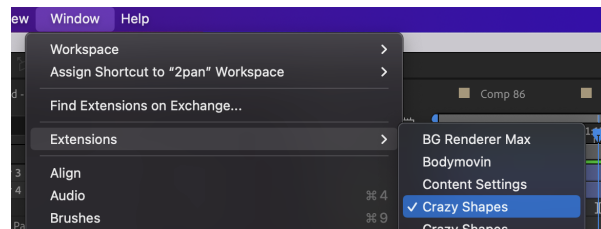
The easiest way to install and license is by using the **aescripts + aeplugins manager app**.



Alternate install option: install using the ZXP Installer.

Drag *crazy\_shapes\_{version}.zxp* file into ZXP Installer.

- Close and re-open After Effects.
- Navigate to the top Window menu, *Extensions* → *Crazy Shapes*.
- Click to open the panel.



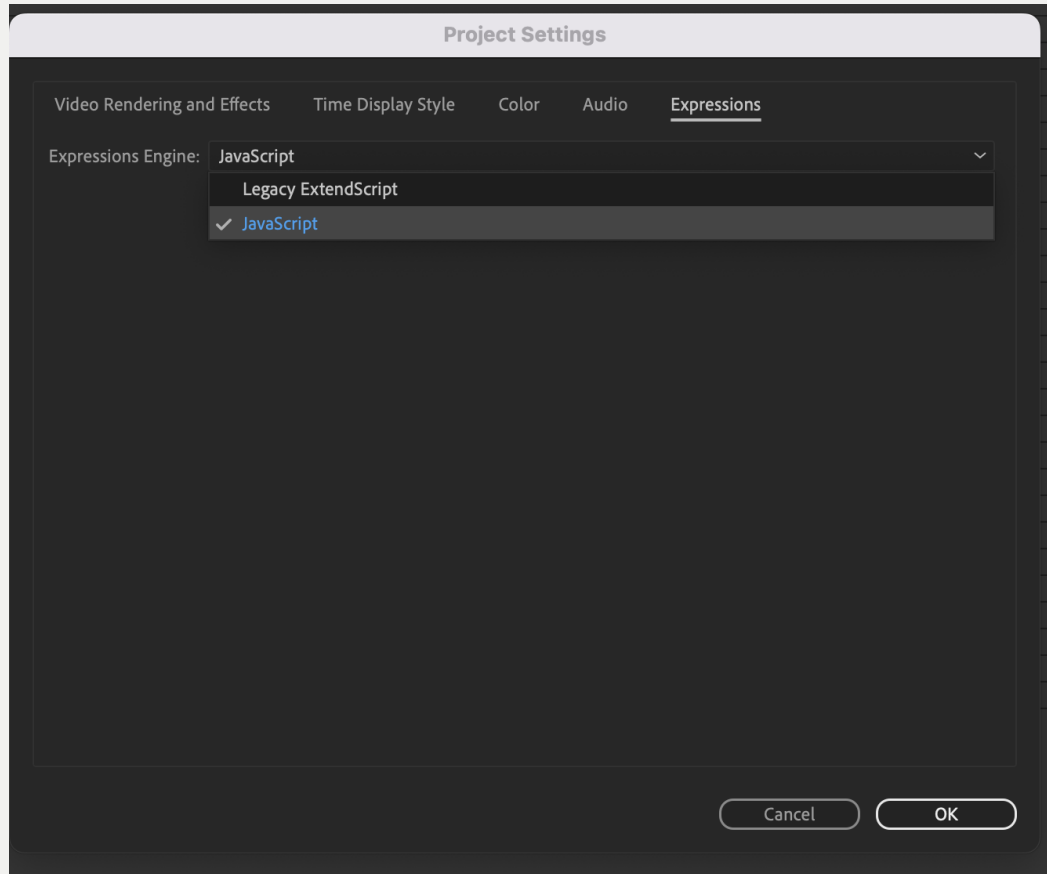
You can find detailed instructions on how to use the Crazy Shapes on the **Notion documentation** page.

## Workflow suggestions



You need to work in the **JavaScript expressions engine** for the best performance. You can find it [in the project settings](#)

### ▼ JavaScript location



# License

If you need some feedback or you need to update your license, check these settings from the script panel menu

