



Super 3D - AeScripts - Installation Guide



The latest version of the Installation guide is on [this Notion page](#).



You can find detailed instructions on how to use the Super3D on the [Notion documentation](#) page.



Compatibility

The Super 3D is compatible with After Effects version **24.1 and newer**.

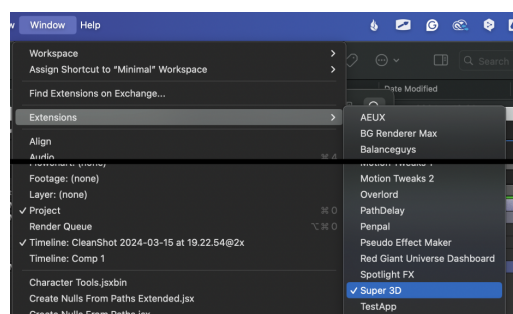
Install

The easiest way to install and license is by using the [aescripts + aeplugins manager](#). To install a trial you can select 'Add Trial' from the 'Account' menu.

Alternate install option: install using the [ZXP Installer](#).

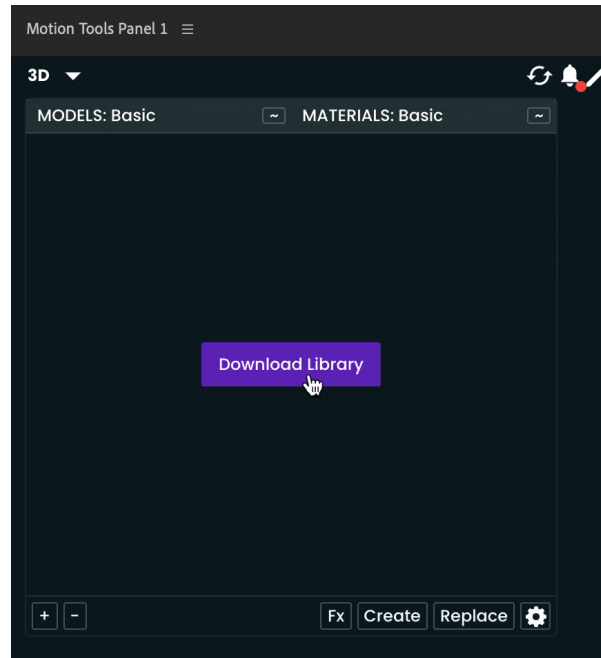
Drag `super3d_{version}.zxp` file into ZXP Installer.

- Close and re-open After Effects.
- Navigate to the top Window menu, *Extensions* → Super 3D.
- Click to open the panel.

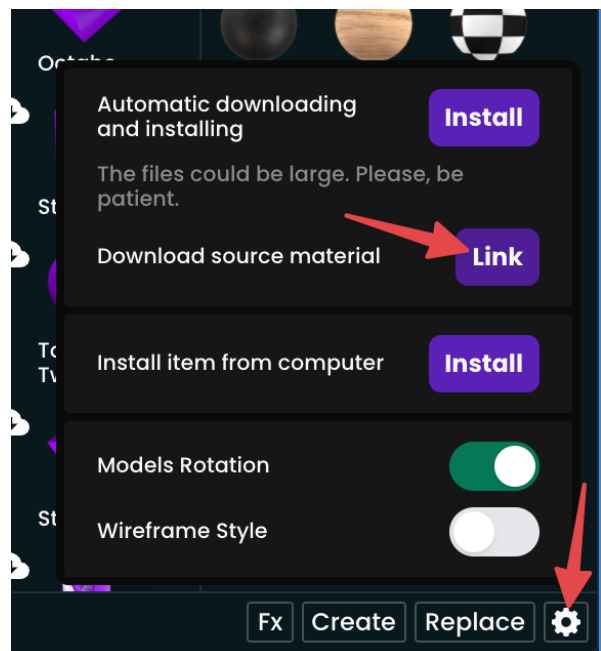


Downloading Basic Material

To access the Super 3D models and materials, click the **Download Library** button. This initial download is compact, around two dozen MB.



If you have issues with downloading, you can download material manually.



License

If you need some feedback or you need to update your license, check these settings from the script panel menu

