

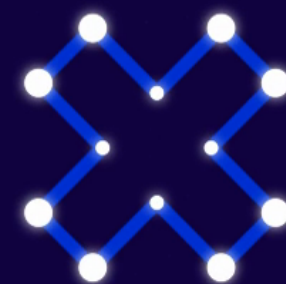
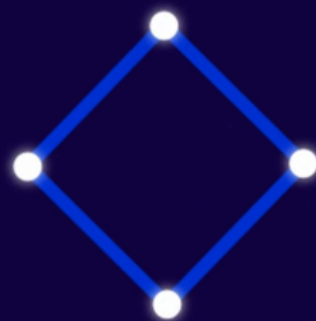


Gridder

# INTRODUCTION

Gridder 2 helps you arrange After Effects layers into various grids: 2D, 3D, Circular and Spiral.

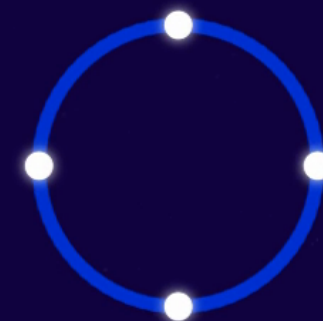
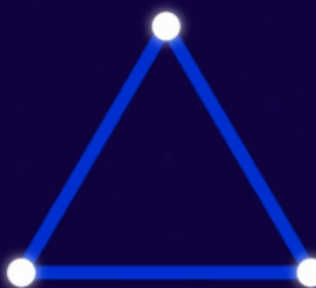

Gridder 2 is a spiritual successor of Gridder script released in 2013 ported to CEP with new updated and slick interface, custom controls and updated engine.



**CREATE**

**2D**

**GRIDS**



# VERSION HISTORY

v1.0 – Initial Release

v1.1 – Expressions updated for CC2019

# INSTALLATION

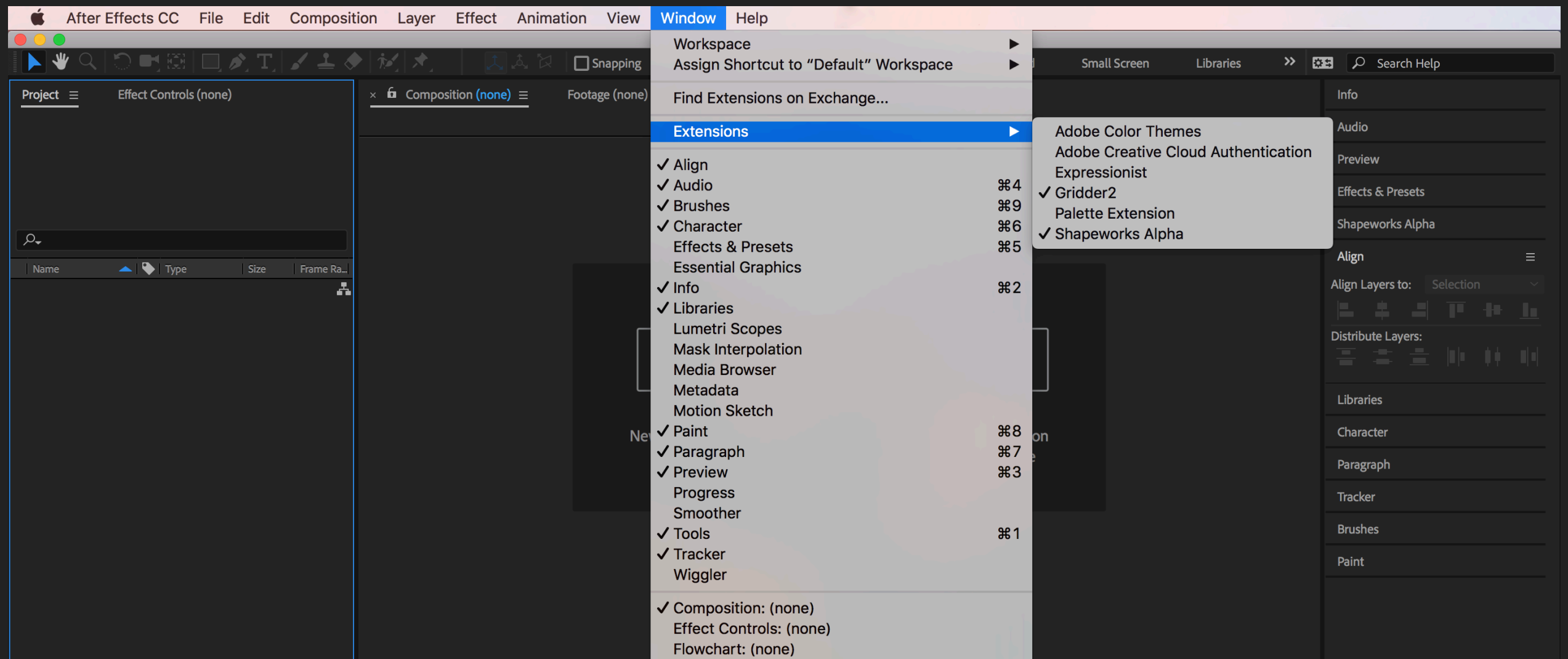
Download and install **ZXP installer** from  
aescrpts+aeplugins

Open Gridder zxp file in it and the installation would finish automatically.

Installer might ask you to grant additional permissions.

# RUNNING GRIDDER

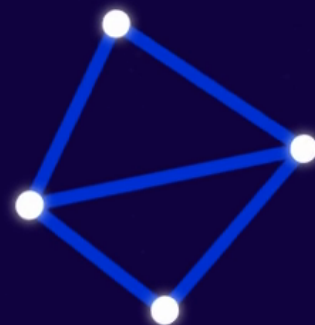
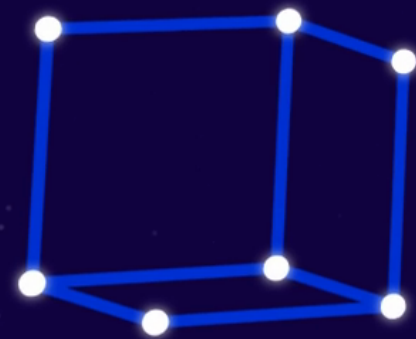

After install you will find Gridder2 entry under the Window – Extensions menu on both MacOS and Windows.



**CREATE**

**3D**

**GRIDS**



# TUTORIALS

Even though Gridder is really intuitive, there's a tutorial not to get lost:





# FEEDBACK

Contact us via twitter: [@extrabitesoft](https://twitter.com/extrabitesoft)

Or leave feedback directly inside the script.